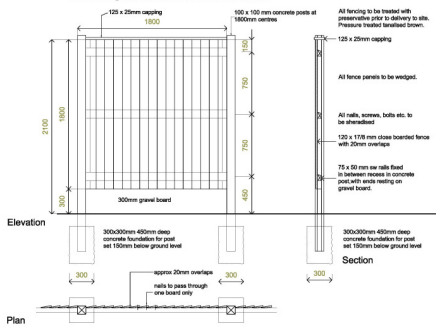
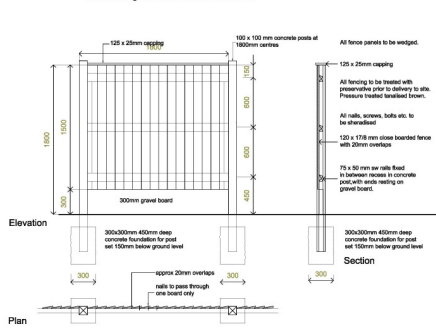


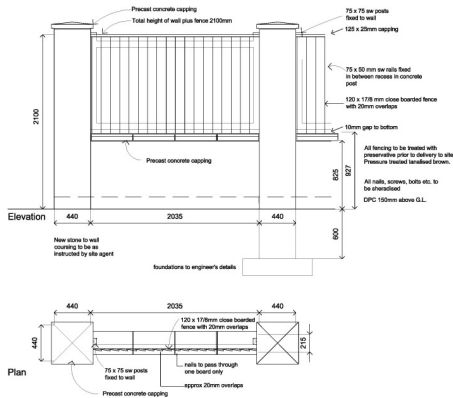
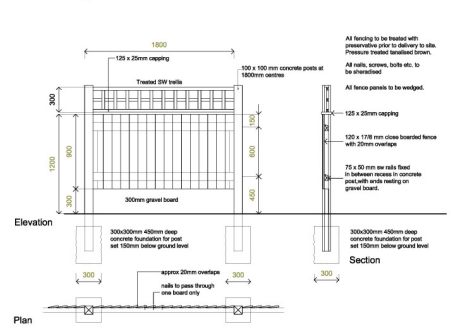
**Fence Type A**  
2100mm high vertical close boarded timber fence



**Fence Type B**  
1800mm high vertical board timber fence



**Fence Type D**  
1200mm high vertical board fence and 300mm rails.



**Fence Type C**  
900mm stone wall with 1200mm vertical boarded timber fence.

THIS COPY HAS BEEN MADE BY OR WITH THE AUTHORITY OF RYedale CONTRACT COORDINATOR PURSUANT TO SECTION 41 OF THE COPYRIGHT DESIGNS AND PATENTS ACT 1988. UNLESS STATED ANY PROVIDER A RELEVANT EXCEPTION TO COPYRIGHT, THE COPY MUST NOT BE COPIED WITHOUT THE PRIOR PERMISSION OF THE COPYRIGHT OWNER.

Please refer to boundary drawing for location of fencing

**nicol thomas**

Revision	Date	Details
A	Oct 2017	Stone wall revision
B	Feb 2018	Timber added to Type D fence

**nicol thomas**  
architects, project managers, environmental and landscape architects  
Chartered Architectural Technicians, Registered Structural Engineers, Chartered Surveyors  
Hull and Yorks Institute of Architects, Registered Planning Officers, Chartered Quantity Surveyors  
117/118-120/121 The Arcade, York YO1 1AA  
01904 200000 01904 200000  
info@nicolthomas.com nicolthomas.com

Do not scale from this drawing. All dimensions must be checked on site before proceeding. Structural drawings are exempt from copyright. This drawing and its design is the copyright of Nicol Thomas Ltd and may not be reproduced in any form whatsoever without the prior written consent of Nicol Thomas Ltd.

**REVISED PLAN**

Client:	Casey
Job:	Rural Drive, Hemsley
Drawing title:	Fencing Details
Drawing Number:	M4186
Scale:	1:20 @ A1
Date:	12/08/2017
Drawn by / checked by:	AS